



"Doll Parts" is a lingerie collection directly inspired by a lifelong love of playing dress up and a penchant for collecting vintage lingerie.


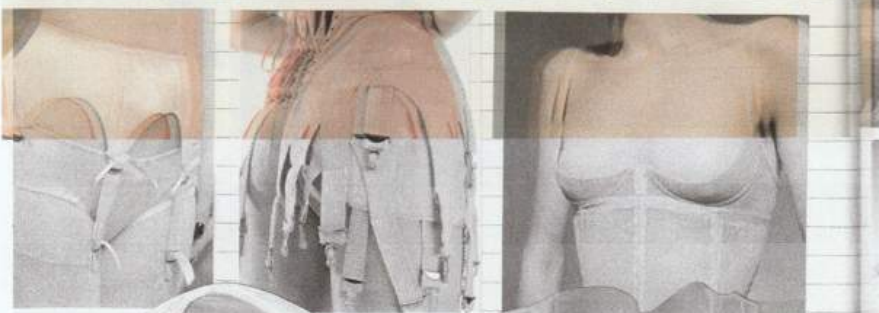

I like to imagine my muse Lydia up in the large A-frame attic of her home. She stumbles upon an old trunk that's mysteriously appeared, and of course has to open it. When she does, she discovers it's filled with lingerie, decades old and clearly well loved. The garments show signs of age and past repair but are still beautifully intact. She's overcome with a sense of wonder and spends hours alone trying everything on.

Upcycling locally sourced vintage pieces heavily influenced the details within this collection. Parts from vintage garments were used as surface embellishments to add visual appeal, and many of the looks reworked the same lace garter belt into different garments; as a bralette, corset embellishment and a non-functional accessory.

The asymmetrical nature of many of the pieces creates intrigue and contributes to the dress-up inspired aesthetic. By reimagining previously constricting garments in playful ways, there's a shift from oppression to reclamation.

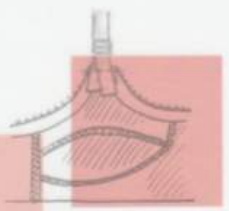
This collection marries my love of lingerie, corsetry and dress up with my commitment to slow fashion. With sustainability being such a large consideration throughout my design process, I'm passionate about the recycling of existing textiles and the reimagining of preexisting lingerie. The collection is made up of interchangeable pieces that feel instantly collectible.





9.

To attach shoulder strap at front. Fold under  $\frac{1}{2}$ " (1  $\frac{1}{4}$  cm.) on front at X mark at top of cup. Top stitch end of strap to wrong side. Repeat for other front strap.



PANTONE  
11-4201 TCX  
Asbestos



PANTONE  
16-1520 TCX  
Rouge

10.

Use commercial bra fasteners (3  $\frac{1}{2}$  cm.) wide, attaching hooks to right side and eyes to left. Hooking follows:

PANTONE  
14-1513 TCX  
Strawberry

Hook half: With right sides together, stitch as close to hooks as PANTONE (1  $\frac{1}{4}$ " 6 mm. from raw edge 11-1404 TCX<sup>41</sup>). Insulation Pink



PANTONE  
19-3911 TCX  
Permanent  
Marker


Turn to wrong side and top stitch on remaining three edges.

PANTONE  
12-1009 TCX  
Ballet Costumes

Eye half: Overlap  $\frac{1}{4}$ " (6 mm.) on fabric, wrong side of eye half to right side of fabric. Top stitch securely.









Added 3 drops of orange to last one, didn't make a huge difference but left it in less time. Best option.



Just 1 1/2 tsp of sandstone. Good off-white color but take out earlier.

Added 1/2 tsp of Sandstone to past dye, didn't seem to do much. Then moved to smaller bowl and added 1 tsp of sandstone and got this dusty rose.




FITTING TWO



AHAVA

LIKE RUFFLE UNDIES ON HER



SIDE LACE ELIZABETHAN STYLE CORSET



MOST SUCCESSFUL FINISHING



PICOT EDGE TOO MESSY ☹️

REMAKE WITH FRILLY EDGE ONLY



TAKE MORE PHOTOS LIKE THIS


LIKE THE GARTER BELT INCORP.



KEEP RESEARCHING LACES







ADRIENNE



ANAYA

WORKS BEST ON  
ADRIENNE, GENESIS OR  
ANAYA



FITTING TWO



NEED TO MAKE  
THE CUTOUTS FOR  
THIS LOOK.

	PRODUCT NAME	Undies	SIZE RANGE	XS-XL	COVER
	PRODUCT ID	FW3-U001	SAMPLE SIZE	S	
	SEASON	FW23	CONTACT	Caroline Scott	
FRONT			BACK		

	PRODUCT NAME	Undies	SIZE RANGE	XS-XL		
	PRODUCT ID	FW3-U001	SAMPLE SIZE	S	CREATED DATE	7-Apr-23
	SEASON	FW23	CONTACT	Caroline Scott	REVISED DATE	15-May-23
REFERENCE	SUPPLIER	PLACEMENT	COL. 1	COL. 2	COL. 3	SIZE
	CLIENT (COLOR) NAME	Part. Number	Material	Construction	Specification #	
<b>FABRICS</b>						
A	Cutched Mesh 1% Polyester 7% Spandex	Front, Back, Summit	11-9111 TGA	12-1000 TGA	11-1406 TGA	0
B	Floral Lace 100% Polyester	Front, Back, Summit	11-9111 TGA	11-9111 TGA	11-9111 TGA	0
C	Cotton Jersey	Summit	11-9111 TGA	12-1000 TGA	11-1406 TGA	0
<b>TRIMS</b>						
S	1/2" Flat Elastic	Trim for waistband and leg holes	11-9111 TGA	11-9111 TGA	11-9111 TGA	1.5 yds
<b>FINISH DETAILS</b>						
E	Stretch knit	Attach point elastic to mesh	11-9111 TGA	11-9111 TGA	11-9111 TGA	
F	Three-step zigzag 5x5 mesh	Over mesh and point elastic folded under	11-9111 TGA	11-9111 TGA	11-9111 TGA	
G	Overlock	Like Seam/Summit	11-9111 TGA	11-0001 TGA	11-0001 TGA	
<b>LABELS/PACKAGING</b>						
Main/Brand Label	Woven, Sat Filled, heat trace on inside of fold	Dutch Label Strip	IS attached on point elastic trim	Faux	Black text	1 per
Fit Label	Woven, Sat Filled	Dutch Label Strip	Attach to bottom center of Main Label	Faux	Black text	1 per
Care and Content	Printed label attached to hanging	Wax	Attached to garment with hanging and safety pin	White	Black text	1 per
Country of Origin	Printed label attached to hanging	Wax	Attached to garment with hanging and safety pin	White	Black text	1 per
<b>SEAM CONSTRUCTION/DETAILS DIAGRAM</b>						
<b>LABEL PLACEMENT DIAGRAM</b>						







First Lookbook Shoot

3/22/23







Michaela Stark's Panty Show Milan Fashion Week

Exhibition  
FEBRUARY  
20-25, 2024

DOLL PANTY  
STEEL BONES NEED TO BE CONSIDERED  
can cut

File / Fitting #1  
This is such a called generally, I think for the performance I want something more dramatic? something bound to something really crazy.  
Low these round lines make shape of ideal waist  
STEEL BONES NEED TO BE CONSIDERED can cut  
this is girth  
torture performance

File / Fitting #2  
Low! Make be assspect further was

PANTY



Velez SS25 Sep 10 2024

Study, 75 high 62 low.

Teams Needed Additional Information  
Venue

4 flush lights, speakers, folding tables  
sewer, sewing machine, garments bags,  
gift bags, 14 walkers, 6 Mirrors

**RUN OF SHOW- Elena V**

& place order for afternoon.

Venue: 7th Floor 75 Varick St, New York, NY 10013

Forecast: Sunny/C

Time	Action	Location
8:00 AM	Venue Opens	Venue
	Light & Sound Call Time	Venue
10:30 AM	Collection + EQ Pick-up	Studio
	Snack + Water Pickup	
	Production Call Time + Meeting	Venue
	Coffee pickup	Dunkin
	Only Fans TV Production Arrive	Venue
	Backstage Setup	Venue
11:00 AM	EV Studio	

Payment due on collection

*Only Fans x  
Elena Velez*





ELENA VELEZ YR005  
OPENING LOOK





ELENA VELEZ YR005  
CLOSING LOOK





ELENA VELEZ YR005  
CLOSING LOOK